




























Manufacturer											Range		Charging speed (miles/hr)			Performance				
Make	Model	Photo	Seating	EV Type	FWD/RWD/AWD	Base MSRP	Federal tax credit	Price after federal tax credit	Battery size (kWh)	Electric Range (miles)	Total Range (miles)	Charging rates (kW) L2/DCFC	Level 1 120V	Level 2 240V	DCFC 400+V	MPGe/MPG	Top Spd (mph)	0-60 mph (sec)	Towing capacity (lbs)	Crash Ratings: IIHS/NHTSA
Audi	e-tron		5	BEV	AWD	\$65,900	\$7,500	\$58,400	95	222	222	9.6/150	3	21	264	74	124	5.5	4000	Top Safety Pick +/ Not rated
Audi	e-tron Sportback		5	BEV	AWD	\$69,100	\$7,500	\$61,600	95	218	218	9.6/150	3	22	274	77	124	5.5	4000	Top Safety Pick +/ 5 star
Audi	RS e-tron GT		5	BEV	AWD	\$99,900	\$7,500	\$92,400	93	218	218	9.6/150	3	22	274	77	152	3.9	0	Not Rated
Audi	Q5 e		5	PHEV	AWD	\$52,900	\$6,712	\$46,188	14.1	20	390	7.4	2	14	N/A	65/27	130	5.9	4400	Top Safety Pick +/ Not rated
Audi	A7 55e		5	PHEV	AWD	\$74,900	\$6,712	\$68,188	14.1	24	440	7.4	2	13	N/A	60/24	130	5.7	0	Top Safety Pick +/ Not rated
Audi	A8 e L		5	PHEV	AWD	\$94,000	\$6,795	\$87,205	14.1	17	420	7.4	2	12	N/A	54/23	130	4.9	0	Not Rated
BMW	X3 xDrive30e		5	PHEV	AWD	\$49,600	\$5,836	\$43,764	12	18	340	3.7	2	7	N/A	60/24	130	5.9	0	Top Safety Pick + / Not rated
BMW	X5 xDrive45e		5	PHEV	AWD	\$65,400	\$7,500	\$57,900	24	31	400	3.7	2	5	N/A	50/20	130	5.3	0	Top Safety Pick + / Not rated
BMW	330e		5	PHEV	RWD/AWD	\$44,550	\$5,836	\$38,714	12	23	320	3.7	3	8	N/A	75/28	130	5.6	0	Top Safety Pick / Not rated
BMW	530e		5	PHEV	RWD/AWD	\$57,200	\$5,836	\$51,364	12	21	350	3.7	2	8	N/A	69/27	146	6	0	Top Safety Pick + / Not rated
BMW	745e		5	PHEV	AWD	\$95,900	\$5,836	\$90,064	12	16	290	3.7	2	6	N/A	56/22	155	4.9	0	Not rated / Not rated
Chevrolet	Bolt EV		5	BEV	FWD	\$31,000	\$0	\$31,000	66	259	259	11.5/50	4	41	142	120	98	6.5	0	Top Safety Pick / 5 star
Chevrolet	Bolt EUV		5	BEV	FWD	\$33,000	\$0	\$33,000	66	247	247	11.5/50	4	39	136	115	98	7	0	Not rated

This table is updated by Jukka Kukkonen, Shift2Electric.

Photos and information sources: Manufacturers' websites and www.fueleconomy.gov














Get the latest version: www.EVInfoList.com

Manufacturer											Range			Charging speed (miles/hr)			Performance				
Make	Model	Photo	Seating	EV Type	FWD/RWD/AWD	Base MSRP	Federal tax credit	Price after federal tax credit	Battery size (kWh)	Electric Range (miles)	Total Range (miles)	Charging rates (kW) L2/DCFC	Level 1 120V	Level 2 240V	DCFC 400+V	MPGe/MPG	Top Spd (mph)	0-60 mph (sec)	Towing capacity (lbs)	Crash Ratings: IIHS/NHTSA	
Chrysler	Pacifica Hybrid (PHEV)		7	PHEV	FWD	\$38,100	\$7,500	\$30,600	16	33	570	6.6	3	16	N/A	84/32	107	7.8	0	Top Safety Pick / 5 star	
Ford	Escape PHEV		5	PHEV	FWD	\$33,075	\$6,843	\$26,232	14.4	37	520	5	4	15	N/A	105/40	85	8.8	1500	Top Safety Pick / Not rated	
Ford	Mustang Mach-E		5	BEV	RWD/AWD	\$42,895	\$7,500	\$35,395	76-99	210-300	210-300	11/115-150	3	32	345	97	124	3.5-6.5	0	Top Safety Pick / Not rated	
Hyundai	IONIQ EV		5	BEV	FWD	\$33,045	\$7,500	\$25,545	38	170	170	7.2/65	5	28	205	133	102	8.4	0	Top Safety Pick / Not rated	
Hyundai	IONIQ PHEV		5	PHEV	FWD	\$26,500	\$4,553	\$21,947	8.9	29	630	3.3	4	12	N/A	119/54	81	8.9	0	Top Safety Pick / Not rated	
Hyundai	Kona EV		5	BEV	FWD	\$37,190	\$7,500	\$29,690	64	258	258	7.2/75	4	26	214	120	124	6.6	0	Top Safety Pick + / 5 star	
Hyundai	Sonata PHEV		5	PHEV	FWD	\$33,400	\$4,919	\$28,481	9.8	28	600	3.3	4	10	N/A	99/40	123	7.7	0	Top Safety Pick + / 5 star	
Hyundai	Santa Fe PHEV		5	PHEV	AWD	\$39,350	\$6,587	\$32,763	13.8	31	440	3.3	4	20	N/A	76/33	123	8.4	2000	Not Rated	
Jaguar	I-PACE		5	BEV	AWD	\$69,850	\$7,500	\$62,350	90	234	234	7.0/100	3	16	180	76	124	4.5	0	Not rated	
Jeep	Wrangler 4xe		5	PHEV	AWD	\$47,995	\$7,500	\$40,495	17.4	22	370	7.7	2	11	N/A	49/20	100	6	3500	Not Rated	
Kia	Niro EV		5	BEV	FWD	\$39,990	\$7,500	\$32,490	64	239	239	7.2/75	4	24	199	112	104	7.5	0	Top Safety Pick + / 4 star	
Kia	Niro PHEV		5	PHEV	FWD	\$29,490	\$4,543	\$24,947	8.9	26	560	3.3	4	10	N/A	105/46	107	9	0	Top Safety Pick + / 4 star	
Kia	Optima PHEV		5	PHEV	FWD	\$36,105	\$4,919	\$31,186	9.8	28	610	3.3	4	10	N/A	101/40	123	8	0	Top Safety Pick + / 5 star	
Kia	Sorento PHEV		6	PHEV	AWD	\$44,990	\$6,587	\$38,403	13.8	32	460	3.3	4	20	N/A	79/34	123	8.4	2000	Not Rated	

This table is updated by Jukka Kukkonen, Shift2Electric.

Photos and information sources: Manufacturers' websites and www.fueleconomy.gov













Get the latest version: www.EVInfoList.com

Manufacturer											Range			Charging speed (miles/hr)			Performance				
Make	Model	Photo	Seating	EV Type	FWD/RWD/AWD	Base MSRP	Federal tax credit	Price after federal tax credit	Battery size (kWh)	Electric Range (miles)	Total Range (miles)	Charging rates (kW) L2/DCFC	Level 1 120V	Level 2 240V	DCFC 400+V	MPGe/MPG	Top Spd (mph)	0-60 mph (sec)	Towing capacity (lbs)	Crash Ratings: IIHS/NHTSA	
Land Rover	Range Rover Sport PHEV		5	PHEV	AWD	\$83,000	\$6,295	\$76,705	12.4	19	480	7.4	2	9	N/A	42/19	137	6.3	0	Not Rated	
Land Rover	Range Rover PHEV		5	PHEV	AWD	\$97,000	\$6,295	\$90,705	12.4	19	480	7.4	2	9	N/A	42/19	137	6.4	0	Not Rated	
Lincoln	Aviator Grand Touring (PHEV)		7	PHEV	AWD	\$68,800	\$6,534	\$62,266	13.6	21	460	6.6	2	11	N/A	56/23	145	5	5600	Top Safety Pick / Not rated	
Mercedes-Benz	GLC350e		5	PHEV	AWD	\$51,900	\$4,460	\$47,440	8.8	10	350	3.3	2	5	N/A	56/25	130	6.2	3500	Top Safety Pick + / 5 star	
Mercedes-Benz	S560e		5	PHEV	RWD	\$109,750	\$6,000	\$103,750	13.5	20	450	7.4	2	13	N/A	58/26	155	4.7	0	Top Safety Pick + / Not rated	
Mini	Cooper SE		4	BEV	FWD	\$29,900	\$7,500	\$22,400	33	114	114	7.4	4	24	128	108	93	6.9	0	Not Rated	
Mitsubishi	Outlander PHEV		5	PHEV	AWD	\$36,295	\$5,836	\$30,459	12	22	310	3.7/22	3	8	39	74/25	106	9.9	1500	Good-Acceptable/ 5 star	
Nissan	Leaf		5	BEV	FWD	\$27,400	\$7,500	\$19,900	40-62	150-226	150-226	6.6/70	4	22	189	114	90	6.5	0	Good/ Not rated	
Polestar	2		5	BEV	AWD	\$47,200	\$7,500	\$39,700	78	249-265	249-265	11/150	3	30	328	92	128	4.5	2000	Not Rated	
Porsche	Panamera S E-hybrid		2	PHEV	AWD	\$103,800	\$6,712	\$97,088	14.1	14	540	3	2	5	N/A	51/23	167	4.4	0	Not rated/ Not rated	
Porsche	Cayenne S E-hybrid		5	PHEV	AWD	\$81,800	\$6,712	\$75,088	14.1	13	480	3	2	4	N/A	46/22	151	4.7	0	Not rated/ Not rated	
Porsche	Taycan		4	BEV	RWD/AWD	\$79,900	\$7,500	\$72,400	79-93	201-227	201-227	11/270	2	23	442	69	162	2.6-5.1	0	Not Rated	
Subaru	Crosstrek Hybrid (PHEV)		5	PHEV	AWD	\$35,145	\$4,500	\$30,645	8.8	17	480	3.3	3	9	N/A	90/35	90	8.3	0	Top Safety Pick + / 5 star	

This table is updated by Jukka Kukkonen, Shift2Electric.

Photos and information sources: Manufacturers' websites and www.fueleconomy.gov

Get the latest version: www.EVInfoList.com

Manufacturer								Range					Charging speed (miles/hr)			Performance				
Make	Model	Photo	Seating	EV Type	FWD/ RWD/ AWD	Base MSRP	Federal tax credit	Price after federal tax credit	Battery size (kWh)	Electric Range (miles)	Total Range (miles)	Charging rates (kW) L2/DCFC	Level 1 120V	Level 2 240V	DCFC 400+V	MPGe/ MPG	Top Spd (mph)	0-60 mph (sec)	Towing capacity (lbs)	Crash Ratings: IIHS/NHTSA
Tesla	Model 3		5	BEV	RWD/ AWD	\$39,990	\$0	\$39,990	60-75	263-353	263-353	11.5/250	4	41	712	113-141	140-162	3.1-5.3	0	Top Safety Pick + / 5 star
Tesla	Model Y		5-7	BEV	AWD	\$53,990	\$0	\$53,990	75	303-326	303-326	11.5/250	4	41	712	121	135-145	3.5-4.8	3500	Not rated/ 5 star
Tesla	Model S		5	BEV	AWD	\$89,900	\$0	\$89,900	100+	395-405	395-405	11.5/250	4	38	653	110	155-200	2.0-3.1	0	Good- Acceptable/ 5 Stars
Tesla	Model X		5-7	BEV	AWD	\$99,990	\$0	\$99,990	100	340-360	340-360	11.5/250	3	33	570	96	155-163	2.5-3.8	5000	Not rated/ 5 star
Toyota	Prius Prime		5	PHEV	FWD	\$28,220	\$4,502	\$23,718	8.8	25	640	3.3	5	13	N/A	133/54	90	11	0	Top Safety Pick/ Not rated
Toyota	RAV4 Prime		5	PHEV	AWD	\$38,100	\$7,500	\$30,600	18.1	42	600	3.3-6.6	3	9	N/A	94/38	120	5.7	0	Not Rated
Volkswagen	ID4		5	BEV	RWD/ AWD	\$39,995	\$7,500	\$32,495	78	240-260	240-260	11/125	3	32	288	97	99	5.7-8.5	2700	Top Safety Pick + / Not rated
Volvo	S60 Recharge		5	PHEV	AWD	\$47,650	\$5,419	\$42,231	11.6	22	510	3.3	2	7	N/A	69/30	155	4.4	0	Good / Not rated
Volvo	S90 Recharge		5	PHEV	AWD	\$60,050	\$5,419	\$54,631	11.6	21	490	3.3	2	6	N/A	60/30	140	4.5	0	Top Safety Pick/ Not rated
Volvo	XC40 Recharge		5	BEV	AWD	\$53,990	\$7,500	\$46,490	78	223	223	11/150	3	28	303	85	112	4.7	3307	Top Safety Pick + / Not rated
Volvo	XC60 Recharge		5	PHEV	AWD	\$53,500	\$5,419	\$48,081	11.6	19	500	3.3	2	6	N/A	57/27	140	4.9	3500	Top Safety Pick/ 5 star
Volvo	XC90 Recharge		7	PHEV	AWD	\$63,450	\$5,419	\$58,031	11.6	18	490	3.3	2	5	N/A	55/27	132	5.3	5000	Top Safety Pick/ Not rated

This table is updated by Jukka Kukkonen, Shift2Electric.

Photos and information sources: Manufacturers' websites and www.fueleconomy.gov

Get the latest version: www.EVInfoList.com