












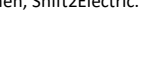














Manufacturer										Range			Charging speed (miles/hr)			Performance				
Make	Model	Photo	Seating	EV Type	FWD/RWD/AWD	Base MSRP	Federal tax credit	Price after federal tax credit	Battery size (kWh)	Electric Range (miles)	Total Range (miles)	Charging rates (kW) L2/DCFC	Level 1 120V	Level 2 240V	DCFC 400+V	MPGe/MPG	Top Spd (mph)	0-60 mph (sec)	Towing capacity (lbs)	Crash Ratings: IIHS/NHTSA
Audi	e-tron		5	BEV	AWD	\$65,900	\$7,500	<b>\$58,400</b>	95	222	222	9.6/150	3	24	264	74	124	5.5	4000	Top Safety Pick + / Not rated
Audi	e-tron Sportback		5	BEV	AWD	\$69,100	\$7,500	<b>\$61,600</b>	95	218	218	9.6/150	3	25	238	77	124	5.5	4000	Top Safety Pick + / 5 star
Audi	Q5 e		5	PHEV	AWD	\$52,900	\$6,712	<b>\$46,188</b>	14.1	20	390	7.4	2	14	N/A	65/27	130	5.9	4400	Good/ Not rated
Audi	A8 e L		5	PHEV	AWD	\$94,000	\$6,795	<b>\$87,205</b>	14.1	17	420	7.4	2	12	N/A	54/23	130	4.9	0	Not Rated
BMW	i3		4	BEV	RWD	\$44,450	\$7,500	<b>\$36,950</b>	42	153	153 (200)	7.4/50	4	27	147	124 (39)	93	6.9-7.2	0	Good-Acceptable/ Not rated
BMW	X3 xDrive30e		5	PHEV	AWD	\$49,600	\$5,836	<b>\$43,764</b>	12	18	340	3.7	2	7	N/A	60/24	130	5.9	0	Top Safety Pick + / Not rated
BMW	X5 xDrive45e		5	PHEV	AWD	\$65,400	\$7,500	<b>\$57,900</b>	24	31	400	3.7	2	7	N/A	50/20	130	5.3	0	Top Safety Pick + / Not rated
BMW	330e		5	PHEV	WD/ AW	\$44,550	\$5,836	<b>\$38,714</b>	12	23	320	3.7	3	8	N/A	75/28	130	5.6	0	Top Safety Pick / Not rated
BMW	530e		5	PHEV	RWD/AWD	\$57,200	\$5,836	<b>\$51,364</b>	12	21	350	3.7	3	8	N/A	69/27	146	6	0	Top Safety Pick + / Not rated
BMW	745e		5	PHEV	AWD	\$95,900	\$5,836	<b>\$90,064</b>	12	16	290	3.7	2	6	N/A	56/22	155	4.9	0	Not rated / Not rated
Chevrolet	Bolt EV		5	BEV	FWD	\$36,620	\$0	<b>\$36,620</b>	66	259	259	7.2/50	4	25	140	118	98	6.5	0	Top Safety Pick / 5 star
Chrysler	Pacifica Hybrid (PHEV)		7	PHEV	FWD	\$38,100	\$7,500	<b>\$30,600</b>	16	33	570	6.6	3	16	N/A	84/32	107	7.8	0	Top Safety Pick / 5 star
Ford	Fusion Energi		5	PHEV	FWD	\$35,000	\$4,609	<b>\$30,391</b>	9	26	610	3.3	3	9	N/A	97/42	85	8.5	0	Good/ 5 star
Ford	Mustang Mach-E		5	BEV	WD/ AW	\$42,895	\$7,500	<b>\$35,395</b>	76-99	210-300	210-300	11/115-150	4	32	345	97	124	3.5-6.5	0	Not Rated

This table is updated by Jukka Kukkonen, Shift2Electric.

Photos and information sources: Manufacturers' websites and [www.fueleconomy.gov](http://www.fueleconomy.gov)










Get the latest version: [www.EVInfoList.com](http://www.EVInfoList.com)

Manufacturer									Range			Charging speed (miles/hr)			Performance					
Make	Model	Photo	Seating	EV Type	FWD/RWD/AWD	Base MSRP	Federal tax credit	Price after federal tax credit	Battery size (kWh)	Electric Range (miles)	Total Range (miles)	Charging rates (kW) L2/DCFC	Level 1 120V	Level 2 240V	DCFC 400+V	MPGe/MPG	Top Spd (mph)	0-60 mph (sec)	Towing capacity (lbs)	Crash Ratings: IIHS/NHTSA
Honda	Clarity PHEV		5	PHEV	FWD	\$33,400	\$7,500	\$25,900	17	48	340	6.6	4	22	N/A	110/42	110	8.8	0	Not rated/ Not rated
Jaguar	I-PACE		5	BEV	AWD	\$69,850	\$7,500	\$62,350	90	234	234	7.0/100	3	16	180	76	124	4.5	0	Not rated
Kia	Niro PHEV		5	PHEV	FWD	\$29,490	\$4,543	\$24,947	8.9	26	560	3.3	4	10	N/A	105/46	107	9	0	Top Safety Pick + / 4 star
Land Rover	Range Rover Sport PHEV		5	PHEV	AWD	\$83,000	\$6,295	\$76,705	12.4	19	480	7.4	4	19	N/A	42/19	137	6.3	0	Not Rated
Land Rover	Range Rover PHEV		5	PHEV	AWD	\$97,000	\$6,295	\$90,705	12.4	19	480	7.4	4	19	N/A	42/19	137	6.4	0	Not Rated
Lincoln	Aviator Grand Touring (PHEV)		7	PHEV	AWD	\$68,800	\$6,534	\$62,266	13.6	21	460	6.6	2	11	N/A	56/23	145	5	5600	Top Safety Pick / Not rated
Mercedes-Benz	GLC350e		5	PHEV	AWD	\$51,900	\$4,460	\$47,440	8.8	10	350	3.3	2	5	N/A	56/25	130	6.2	3500	Top Safety Pick + / 5 star
Mini	Cooper SE		4	BEV	FWD	\$29,900	\$7,500	\$22,400	33	110	110	7.4	4	24	128	108	93	6.9	0	Not Rated
Mitsubishi	Outlander PHEV		5	PHEV	AWD	\$36,295	\$5,836	\$30,459	12	22	310	3.7/22	3	8	39	74/25	106	9.9	1500	Good-Acceptable/ 5 star
Nissan	Leaf		5	BEV	FWD	\$31,600	\$7,500	\$24,100	40-62	150-226	150-226	6.6/70	4	22	189	114	90	6.5	0	Good/ Not rated
Porsche	Panamera S E-hybrid		2	PHEV	AWD	\$103,800	\$6,712	\$97,088	14.1	14	540	3	2	6	N/A	51/23	167	4.4	0	Not rated/ Not rated
Porsche	Cayenne S E-hybrid		5	PHEV	AWD	\$81,800	\$6,712	\$75,088	14.1	13	480	3	2	6	N/A	46/22	151	4.7	0	Not rated/ Not rated
Porsche	Taycan		4	BEV	WD/ AW	\$79,900	\$7,500	\$72,400	79-93	201-227	201-227	11/270	4	28	450	69	162	2.6-5.1	0	Not Rated

This table is updated by Jukka Kukkonen, Shift2Electric.

Photos and information sources: Manufacturers' websites and [www.fueleconomy.gov](http://www.fueleconomy.gov)

Get the latest version: [www.EVInfoList.com](http://www.EVInfoList.com)

Manufacturer								Range					Charging speed (miles/hr)			Performance				
Make	Model	Photo	Seating	EV Type	FWD/RWD/AWD	Base MSRP	Federal tax credit	Price after federal tax credit	Battery size (kWh)	Electric Range (miles)	Total Range (miles)	Charging rates (kW) L2/DCFC	Level 1 120V	Level 2 240V	DCFC 400+V	MPGe/MPG	Top Spd (mph)	0-60 mph (sec)	Towing capacity (lbs)	Ratings: IIHS/NHTSA
Tesla	Model 3		5	BEV	RWD/AWD	\$37,990	\$0	<b>\$37,990</b>	60-75	263-353	263-353	11.5/250	4	41	570	113-141	140-162	3.1-5.3	0	Top Safety Pick + / 5 star
Tesla	Model Y		5-7	BEV	RWD/AWD	\$41,990	\$0	<b>\$41,990</b>	75	244-326	244-326	11.5/250	4	29	427	121	135-145	3.5-5.3	3500	Not rated/ 5 star
Tesla	Model S		5	BEV	AWD	\$79,990	\$0	<b>\$79,990</b>	100+	390-520	390-520	11.5/250	4	56	392	110	155-200	2.0-3.1	0	Good-Acceptable/ 5 Stars
Tesla	Model X		5-7	BEV	AWD	\$79,990	\$0	<b>\$79,990</b>	100	341-371	341-371	11.5/200	3	49	342	96	155-163	2.6-4.4	5000	Not rated/ 5 star
Toyota	Prius Prime		5	PHEV	FWD	\$28,220	\$4,502	<b>\$23,718</b>	8.8	25	640	3.3	5	13	N/A	133/54	90	11	0	Top Safety Pick/ Not rated
Volvo	S60 Recharge		5	PHEV	AWD	\$47,650	\$5,419	<b>\$42,231</b>	11.6	22	510	3.3	2	7	N/A	69/30	155	4.4	0	Good / Not rated
Volvo	S90 Recharge		5	PHEV	AWD	\$60,050	\$5,419	<b>\$54,631</b>	11.6	21	490	3.3	3	7	N/A	60/30	140	4.5	0	Top Safety Pick/ Not rated
Volvo	XC60 Recharge		5	PHEV	AWD	\$53,500	\$5,419	<b>\$48,081</b>	11.6	19	500	3.3	2	6	N/A	57/27	140	4.9	3500	Top Safety Pick/ 5 star
Volvo	XC90 Recharge		7	PHEV	AWD	\$63,450	\$5,419	<b>\$58,031</b>	11.6	18	490	3.3	2	6	N/A	55/27	132	5.3	5000	Top Safety Pick/ Not rated

This table is updated by Jukka Kukkonen, Shift2Electric.

Photos and information sources: Manufacturers' websites and [www.fueleconomy.gov](http://www.fueleconomy.gov)Get the latest version: [www.EVInfoList.com](http://www.EVInfoList.com)